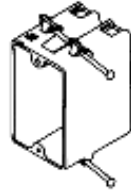


SWITCH BOXES – ANGLED NAILS



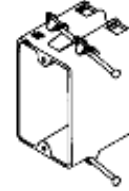
TP1600



TP1800



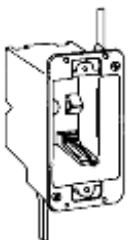
TP2000



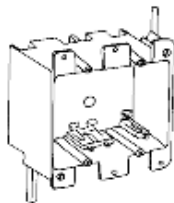
TP2300

Product Number	Bracket or Nails	Capacity Cu. in.	H	W	D	Std. Unit Pkg.	Wt. Lbs Per 100
TP1600	Nails	16.0	3 ³ / ₄ "	2 ¹ / ₄ "	2 ¹ / ₂ "	100	21
TP1800	Nails	18.0	3 ³ / ₄ "	2 ¹ / ₄ "	2 ³ / ₄ "	100	23
TP2000	Nails	20.3	3 ³ / ₄ "	2 ¹ / ₄ "	3 ³ / ₁₆ "	100	25
TP2300	Nails	22.5	3 ³ / ₄ "	2 ¹ / ₄ "	3 ⁷ / ₁₆ "	50	27

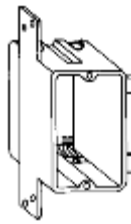
SWITCH BOXES – INTEGRAL CLAMPS



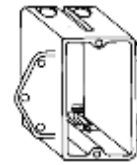
TP1690
(Old Work)



TP3490
(Old Work)



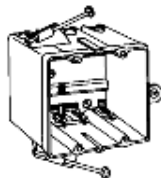
TP2020
(For Wood or Metal Studs)



TP2030
(For Wood or Metal Studs)

Product Number	Bracket or Nails	Capacity Cu. in.	H	W	D	Std. Unit Pkg.	Wt. Lbs Per 100
TP1690	Swing Clips & Integral Clamps	16.0	3 ⁵ / ₈ "	2 ⁵ / ₁₆ "	2 ³ / ₄ "	50	20
TP3490	Swing Clips	34.0	3 ⁹ / ₁₆ "	4"	3 ¹ / ₁₆ "	25	29
TP2020	Side Bracket (5/8" offset)	20.3	3 ¹ / ₁₆ "	2 ¹ / ₄ "	3 ³ / ₁₆ "	50	24
TP2030	Face Bracket (1/2" offset)	20.3	3 ¹ / ₁₆ "	2 ¹ / ₄ "	3 ³ / ₁₆ "	50	24

3" DEEP SWITCH BOXES – TWO GANG



TP3600



TP3630



TP3635

Product Number	Bracket or Nails	Capacity Cu. in.	H	W	D	Std. Unit Pkg.	Wt. Lbs Per 100
TP3600	Nails	36.0	3 ³ / ₄ "	4"	3"	25	37
TP3630*	Brackets	36.0	3 ³ / ₄ "	4"	3"	25	37
TP3635*	Brackets & Nails	36.0	3 ³ / ₄ "	4"	3"	25	39

* NOTE: Face Bracket on PVC Boxes are offset 1/2" unless stated otherwise